

 Eastern Health Laboratory Medicine	<b>Section:</b> Management System\Eastern Health\Client Services\Collection Manual	
	<b>Title:</b> Collecting a 5-HIAA 24 Hour Urine Specimen	<b>Number:</b> 11117
	<b>Version:</b> 2.0	
<b>Effective Date:</b> 2/27/2019	<b>Status:</b> Current	

## How to Collect a 5-HIAA 24 Hour Urine Specimen

*Note: Keep container refrigerated during the time you are collecting and until you bring it to the laboratory.*

 <b>Poison</b>	<b>Caution:</b> The bottle contains a preservative which may burn your skin. <b>DO NOT</b> remove the preservative from the bottle. Keep the bottle upright so it does not spill. Urinate (pee) into a clean dry plastic container and transfer the urine to the collection bottle.
--	---

 <b>Corrosive</b>	<b>DO NOT</b> splash when pouring urine into bottle <b>KEEP OUT OF REACH OF CHILDREN. IF LIQUID IN BOTTLE IS SPLASHED OR SPILLED, WASH SPILL IMMEDIATELY WITH WATER</b>
---	--

Please read all this material **before** you start your urine collection.

*Samples not labelled correctly and/or do not have a complete requisition will not be processed. To ensure correct test results, follow instructions carefully.*

### Before Collecting:

- Collection is performed over a 24 hours period.
- Certain foods and medications can interfere with the test. The following diet and medication restrictions must be followed for **72 hours before and during all of the urine collection** (24 hours):

#### Avoid all of the following foods and compounds.

Coffee (Caffeine)	Pumpkins	Grapefruit
Nicotine (smoking)	Soy products	Prune and Plum
Banana	Seaweed	Plantain
Chocolate	Spinach	Tomato and tomato-based products
Eggplant	Liver	Tea
Fruit and Juice	Melon family	Avocado
Pineapple	Date	Cantaloupe
Cola drink	Kiwi	Nuts (Walnuts, almonds, pecans, pistachios, etc.)
Seafoods	Papaya	


#### Avoid all of the following over-the-counter medications.

ASA (e.g. Aspirin)	Cough, Cold and Flu medications
Acetaminophen (e.g. Tylenol)	Antihistamines

**Ask your doctor whether it is safe for you to stop taking the following prescription medications as they may affect the test results.**

Anti-hypertensive drugs	Erythromycin	Quinine
Levodopa (L-dopa)	Niacin	Riboflavin
Chloral Hydrate	Phenothiazine	Tetracycline
Dopamine	Quinidine	MAO inhibitors

**Look for the collection procedure on the back of this sheet**

 Eastern Health Laboratory Medicine	<b>Section:</b> Management System\Eastern Health\Client Services\Collection Manual\	
	<b>Title:</b> Collecting a 5-HIAA 24 Hour Urine Specimen	<b>Number:</b> 11117
		<b>Version:</b> 2.0
	<b>Effective Date:</b> 2/27/2019	<b>Status:</b> Current

### How to collect the samples:

- Throw out your first morning urine sample. Make sure your bladder has been completely emptied. Write this time and date on the collection bottle label. This is the **START TIME**.
- The next time you urinate collect the full urine sample into a clean dry plastic container and transfer to the collection bottle. The collection bottle should be kept between 2-8°C during the collection.
- Collect all urine from each time you urinate for the complete 24 hour period. Close the lid securely and gently mix the bottle after each urine sample is added.
- Collect the last urine sample exactly 24 hours after your **START TIME**, which should be a first morning urine. Try to collect a urine sample at this time even if you do not feel the urge to urinate. Write this time **and** date on the collection bottle label. This is your **FINISH TIME**.
- If you try to urinate at the finish time but cannot produce urine, this is still an acceptable 24 hour urine sample. Write this as the **FINISH TIME** on the label.
- It is important to clearly label the collection bottle with your full first and last name and Personal Health Number, MCP # or Personal Identification Number (e.g. Refugee, Immigration, Passport etc) as well as the start and finish date and time of the urine collection period.
- Bring the collection bottle and the requisition to the laboratory the same day the test is finished. If the collection is done on a weekend, **KEEP the collection bottle in between 2°C to 8°C** and bring to the lab Monday morning.
- Hand the collection bottle and requisition to lab staff to ensure all collection requirements are met.

### Important:

If one of the urine samples is thrown out by mistake and not added to the collection bottle, the test must be started over.

### Storage of the Collection Bottle:

- Refrigerate the collection bottle at 2°C to 8 °C during the collection and storage.
- Keep the lid of the collection bottle on and tight.